

Statement of Standalone Unaudited Financial Results for the Quarter and Half Year ended on 30/09/2019

(Rs. In Lacs other than EPS)

Sr. No.	Particulars	Quarter Ended			Year to Date		Year Ended
		30/09/2019	30/06/2019	30/09/2018	30/09/2019	30/09/2018	31/03/2019
		Unaudited	Unaudited	Unaudited	Unaudited	Unaudited	Audited
1	Revenue from Operations	3418.13	2083.74	3198.44	5501.87	5524.26	12264.43
2	Other Income	85.95	123.80	90.48	209.75	181.01	340.97
3	Total income	3504.08	2207.54	3288.92	5711.62	5705.27	12605.40
4	Expenses						
	(a) Cost of Materials Consumed	246.44	239.98	225.53	486.42	474.49	1184.31
	(b) Purchase of Stock-in-trade	660.87	644.05	688.03	1304.92	1256.77	2690.71
	(c) Changes in inventories of Finished Goods, Stock-in-trade and WIP	56.64	-211.62	77.9	-154.98	-30.28	-249.39
	(d) Employee benefit expenses	913.62	882.29	725.58	1795.91	1504.08	3120.49
	(e) Finance Costs	19.32	6.74	9.28	26.06	18.27	38.59
	(f) Depreciation and Amortisation Expense	53.72	52.84	33.21	106.56	64.83	135.30
	(g) Other expenses	798.06	591.00	773.12	1389.06	1350.49	3022.05
	Total Expenses	2748.67	2205.28	2532.65	4953.95	4638.65	9942.06
5	Profit before exceptional items & Tax	755.41	2.26	756.27	757.67	1066.62	2663.34
6	Exceptional Items	0.00	0.00	0.00	0.00	0.00	0.00
7	Profit before tax	755.41	2.26	756.27	757.67	1066.62	2663.34
8	Tax Expense						
	(i) Current Tax	200.00	0.00	195.00	200.00	300.00	752.00
	(ii) Income Tax for previous years	1.79	0.00	0.00	1.79	-32.80	-37.52
	(ii) Deferred Tax	-1.63	-3.93	-13.11	-5.56	-44.67	-30.92
9	Profit after tax for the period	555.25	6.19	574.38	561.44	844.09	1979.78
10	Other Comprehensive Income						
	(i) Items that will not be reclassified to profit or loss	-6.78	9.41	0.00	2.63	0.00	-44.97
	(ii) Income Tax relating to Items that will not be reclassified to profit or loss	-19.18	19.18	0.00	0.00	0.00	17.68
	(iii) Items that will be reclassified to profit or loss	0.00	0.00	-7.67	0.00	-0.14	0.00
	(iv) Income Tax relating to Items that will be reclassified to profit or loss	0.00	0.00	1.43	0.00	-10.68	0.00
11	Total Comprehensive Income for the period	529.29	34.78	568.14	564.07	833.27	1952.49
12	Paid up Equity Share Capital (F.V. Rs.10/- each)	458.94	458.94	458.94	458.94	458.94	458.94
13	Earnings Per Share (in Rs.) (F.V. Rs.10/-) Basic and Diluted	12.10	0.13	12.52	12.23	18.39	43.14

Notes:

- The above statement of unaudited standalone financial results were reviewed by the Audit Committee and approved by the Board of Directors at their respective meeting held on 5th November, 2019.
- The Company is dealing exclusively in Pharmaceuticals business segment, hence segment wise reporting is not applicable.
- The figures of the previous year/period have been regrouped/rearranged to render them comparable with figures of the current period.

 Science hai toh Hope hai Hope hai toh Health hai Health hai toh Happiness hai



- 4 In the current year from 1st April 2019 the company has changed the method of valuation of finished goods and work in progress from batch costing method to weighted average cost method. Thus the own-manufactured stock for the period ended 30th September 2019 is stated at weighted average cost, whereas the corresponding stock for the previous year is valued as per batch costing method. The financial impact of the change in method of stock valuation from batch costing method to weighted average method for the period ended 30th September 2019 is as follows :

Inventory of Own Manufactured Goods under Batch Costing Method	252.65
Effect of decrease in Cost Of Goods Sold	2.84
Inventory of Own Manufactured Goods under Weighted Average Method	255.50
Retained earning under Batch Costing Method	754.82
Increase in Retained earnings	2.84
Retained earnings under Weighted Average Method	757.67
Tax Payable under Batch Costing Method	199.27
Increase in Income Taxes	0.73
Tax Payable under Weighted Average Method	200.00

- 5 Statement of Assets and Liabilities as at 30.09.2019 is as per Annexure - A, attached.
6 Cashflow statement as at 30.09.2019 is as per Annexure - B, attached.

Place : Mumbai
Date : 5th November, 2019

By order of the Board
For Jenburkt Pharmaceuticals Ltd.


(ASHISH U BHUTA)
CHAIRMAN AND MANAGING DIRECTOR


 Science hai toh Hope hai  Hope hai toh Health hai  Health hai toh Happiness hai 

Annexure - A				
Standalone Statement of Assets and Liabilities				
(Rs. In Lacs)				
Sr. No.	Particulars	AS AT 30/09/2019	AS AT 31/03/2019	
		Unaudited	Audited	
(A)	ASSETS			
(1)	Non Current Assets			
(a)	Property, Plants & Equipments	893.33	943.16	
(b)	Goodwill	0.14	0.14	
(c)	Other Intangible assets	282.18	15.89	
(d)	Capital Work In Progress	0.00	99.00	
(e)	Financial Assets			
(i)	Investments	194.42	185.61	
(ii)	Loans	0.00	16.78	
(f)	Deferred tax assets (Net)	42.38	36.81	
(g)	Other non-current assets	0.00	18.31	
(2)	Current assets			
(a)	Inventories	1146.27	983.12	
(b)	Financial Assets			
(i)	Investments	346.40	352.10	
(ii)	Trade receivables	1708.78	2289.49	
(iii)	Cash and cash equivalents	192.22	122.68	
(iv)	Bank balance other than (iii)	5025.18	5047.33	
(v)	Loans	46.15	31.64	
(vi)	Others	48.12	59.80	
(c)	Other current assets	113.48	80.63	
(d)	Current tax Assets (Net)	125.27	0.00	
	Total Assets	10,164.32	10,282.49	
(B)	EQUITY AND LIABILITIES			
	Equity			
(a)	Equity Share capital	458.94	458.94	
(b)	Other Equity - Reserves & Surplus	7287.36	7287.61	
	LIABILITIES			
(1)	Non current liabilities			
(a)	Financial Liabilities - Borrowings	0.00	0.00	
(b)	Other non-current liabilities	281.38	274.38	
(2)	Current Liabilities			
(a)	Financial Liabilities			
(i)	Borrowings	477.50	746.94	
(ii)	Trade payables			
	Total outstanding dues of Micro Enterprises and Small Enterprises; and	0.00	21.49	
	Total outstanding dues of creditors other than Micro Enterprises and Small Enterprises.	680.16	633.40	
(iii)	Other financial liabilities	523.88	626.92	
(b)	Other current liabilities	413.57	177.86	
(c)	Provisions	41.53	41.52	
(d)	Current tax liabilities (Net)	0.00	13.43	
	Total Equity and Liabilities	10,164.32	10,282.49	

Place : Mumbai

Date: 5th November, 2019

By order of the Board of
Jenburkt Pharmaceuticals Ltd.

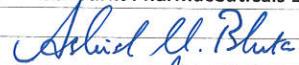

Ashish U. Bhuta
Chairman & Managing Director



Annexure - B
Cash Flow Statement as at 31/03/2019

		AS AT 30/09/2019	AS AT 31/03/2019
		Unaudited	Audited
A.	CASH FLOW FROM OPERATING ACTIVITIES :		
a	Net Profit before tax	757.67	2663.34
	Adjustments for :		
i	Depreciation and Amortisation Expense	106.56	135.31
ii	Profit on sale/written off of property, plant and equipment and intangible assets, net	0.00	3.48
iii	Finance Cost	26.06	38.59
iv	Interest Income	-169.60	-320.50
v	Dividend income	-3.07	-23.37
vi	Gain on sale of Investment (Short/Long Term Capital Gain)	0.02	0.00
vii	Provision/write off for doubtful trade receivables/advances	0.00	0.34
viii	Net unrealised foreign exchange gain	-19.95	1.28
	Operating profit (Loss) before working capital changes	697.69	2,498.47
b	MOVEMENTS IN WORKING CAPITAL		
i	Increase or (Decrease) in Inventories	-163.16	-302.68
ii	Increase or (Decrease) in Trade Receivables	580.71	-1036.05
iii	Increase or (Decrease) in Other (Current & Non Current) Assets	-2.86	5.26
iv	Increase or (Decrease) in Trade Payables	25.27	242.69
v	Increase or (Decrease) in Bank Borrowings	-269.43	723.34
vi	Increase or (Decrease) in Other (Current & Non Current) Liabilities	159.62	-67.87
vii	Increase or (Decrease) in Provisions	2.63	-54.80
c	Cash used in operation	1,030.47	2,008.37
i	Income Taxes paid	-340.49	-709.68
	Net cash used in operating activities (A)	689.98	1,298.69
B.	CASH FLOW FROM INVESTING ACTIVITIES :		
i	Payments for purchase of Property, Plant and Equipment (Including Capital Work in Progress, Intangible Assets and Intangible Assets in Development)	-323.12	-240.14
		0.00	0.00
ii	Proceeds from disposal of property, plant and equipment and intangible assets	99.10	0.00
iii	Purchase of Investments	-3.10	-5010.66
iv	Proceeds from Sale / Redemption of Investments	0.00	5047.29
v	Other Bank balances not considered as cash and cash equivalents	0.00	0.00
	Bank Fixed Deposit made during the year	-4344.90	-3750.25
	Bank Fixed Deposit matured during the year	4381.20	2611.36
vi	Current & Non Current Financial Loans (Net employee loans given / recovered)	2.26	-9.27
vii	Interest Received	164.35	275.68
viii	Dividend Received	3.07	23.37
	Net cash generated by investing activities (B)	(21.14)	(1,052.63)
C.	CASH FLOW FROM FINANCING ACTIVITIES :		
i	Borrowings - Others	0.00	-0.53
ii	Finance Cost	-26.06	-38.59
iii	Dividend paid	-477.02	-146.00
iv	Tax on Dividend paid	-96.22	-56.61
v	Payment towards Buyback with premium	0.00	0.00
	Net cash used in financing activities (C)	(599.30)	(241.73)
	NET INCREASE/DECREASE IN CASH AND CASH EQUIVALENT (A+B+C)	69.54	4.31
	Cash and cash equivalent at the beginning of the year (1st April, 2019)	122.68	118.37
	Cash and cash equivalent as at the end of the year (30th Sept, 2019)	192.22	122.68
		69.54	4.31

For and on behalf of the Board of Directors of
Jenburkt Pharmaceuticals Ltd.



Ashish U. Bhuta

Chairman & Managing Director

Place : Mumbai,

Date : 5th November, 2019



D.R.MEHTA & ASSOCIATES

(CHARTERED ACCOUNTANTS)

H-2, EVEREST BUILDING, 9TH FLOOR, TARDEO CIRCLE, MUMBAI - 400034. TEL: 23513758 /
23520330, 9322508373

Email ID: info@drmehta.in, vikram@drmehta.in, ashok@drmehta.in

Limited Review report to

The Board of Directors

Jenburkt Pharmaceuticals Limited

We have reviewed the accompanying statement of unaudited financial results of JENBURKT PHARMACEUTICALS LTD for the period 1st July 2019 to 30TH September 2019. This statement is the responsibility of the Company's Management and has been approved by the Board of Directors. Our responsibility is to issue a report on these financial statements based on our review.

We conducted our review of the Statement in accordance with the Standard on Review Engagements (SRE) 2410 "Review of Interim Financial Information Performed by the Independent Auditor of the Entity"; issued by the Institute of Chartered Accountants of India. This standard requires that we plan and perform the review to obtain moderate assurance as to whether the financial statements are free of material misstatement. A review is limited primarily to inquiries of company personnel and analytical procedures applied to financial data and thus provides less assurance than an audit. We have not performed an audit and accordingly, we do not express an audit opinion.

Based on our review conducted as above, nothing has come to our attention that causes us to believe that the accompanying statement of unaudited financial results prepared in accordance with applicable accounting standards and other recognized accounting practices and policies has not disclosed the information required to be disclosed in terms of Regulation 33 of the SEBI (Listing Obligations and Disclosure Requirements) Regulations, 2015 including the manner in which it is to be disclosed, or that it contains any material misstatement.

Our conclusion is not modified in respect of this matter.

For D.R.Mehta & Associates,
Chartered Accountants
(Firm Reg. No. 106207W)



Partner
Vikram Mehta
(Membership No. 047347)

UDIN: 19047347AAAAEW1893

Place: Mumbai

Date: 5TH NOVEMBER 2019